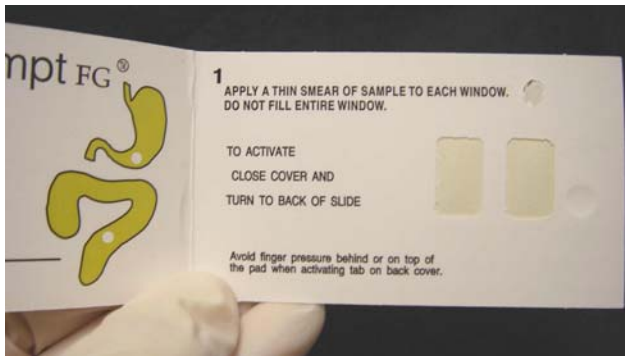
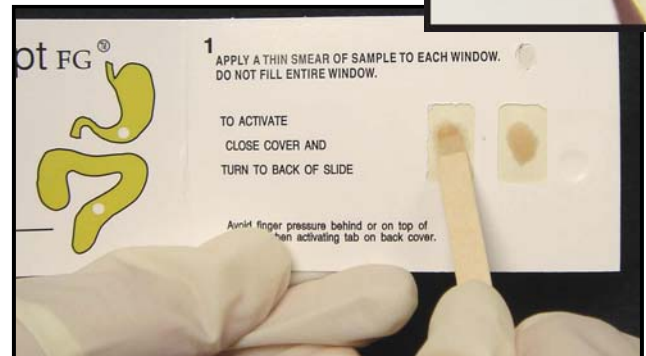


# HemaPrompt<sup>TM</sup> FG Easy Instructions

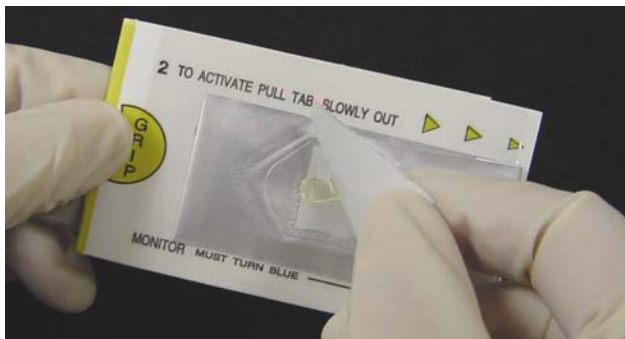
Fecal & Gastric Occult Blood Test



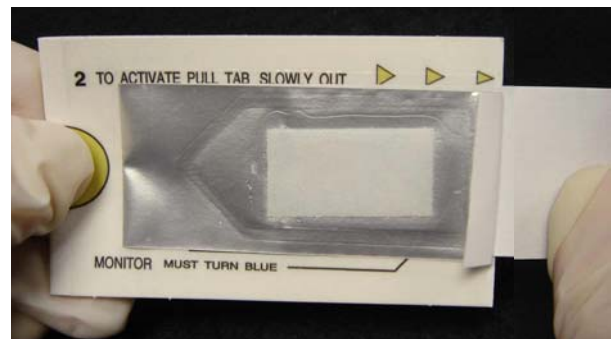
1. **Open the card** so both specimen windows are visible.



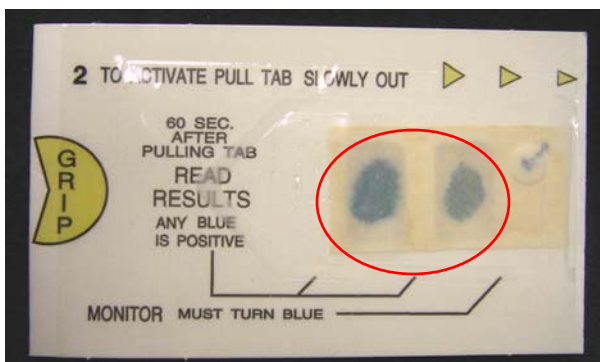
2. **Apply a thin smear of specimen** to each window. ***Do not cover entire window*** (see insert) - leave an outer periphery for contrast. Close card & turn over.



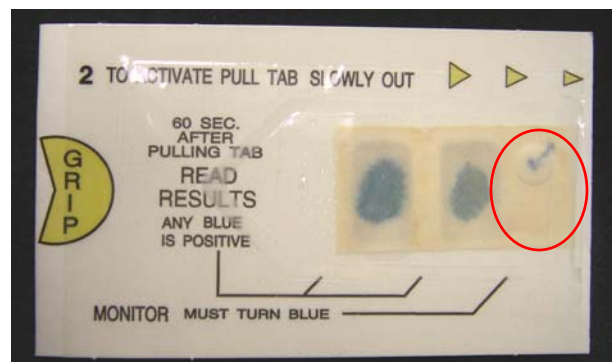
3. **Grip where indicated.** Lift up silver tab so that white developer pad is visible.



4. **Pull silver tab *SLOWLY*** all the way to the right and completely remove. Developer pad will "flip over" as tab is pulled.



5. **Interpret patient results** after 60 seconds (circled area shown above).  
**Positive = Any shade of blue**  
**Negative = No blue**



**Internal Controls** (circled area shown above):  
**Positive Control: Appearance of Blue Checkmark**  
**Negative Control: White Background behind Blue Checkmark**

**Note: Controls must appear for valid results**